

Three horizontal lines for writing, located within a white rounded rectangular box on the right side of the page.

S

r

v

r

S


S

Z


Z


v


v



A blank sheet of white paper with horizontal ruling lines, centered on a vibrant orange background. The background is decorated with various geometric patterns, including large circles, arcs, and radial lines in shades of yellow and orange. The paper has a small tab on the left side. The ruling lines are evenly spaced and extend across the width of the page.








Two horizontal dotted lines for text entry, located within a light green rectangular box on the right side of the page.





S

V

P

V

P


Z

Z

V

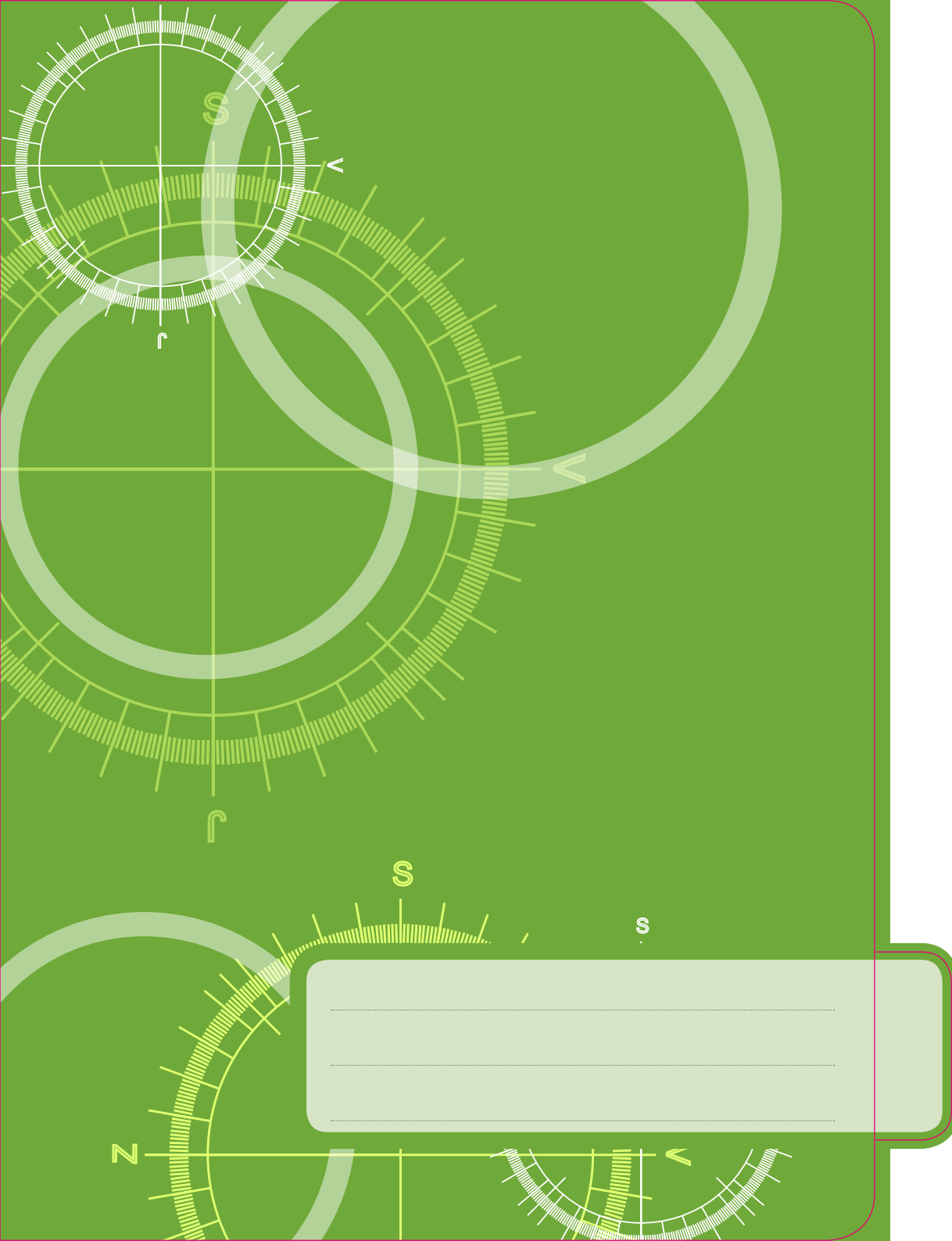
V

Blank white rectangular area with rounded corners, containing two horizontal lines for text entry.




A blank sheet of lined paper with a green background. The paper is white with horizontal lines. The background is green with circular patterns and a red border. There is a small tab on the left side.





A light green rectangular box with rounded corners, containing three horizontal lines for text entry. The box is positioned in the lower right quadrant of the page, partially overlapping the abstract background elements.



The image features a vibrant green background adorned with technical diagrams, including circular gauges and grid patterns. A large, white, rounded rectangular area is centered on the page, serving as a writing space. This area is defined by a thin red border and contains 20 horizontal lines for text entry. The lines are evenly spaced and extend across the width of the white area. The overall design is clean and professional, suitable for technical or scientific documentation.